

Sample Slides from Our CMMI Classes

Though SEI-standard material constitutes the majority of the slides we present in our SEI-authorized CMMI classes, we do add our own proprietary material as well.

Here's a small sample...

“You Know You’re ML 1 When...”



- Your **formal decision making process** typically involves a chimpanzee, a dartboard, and a six-pack of beer. [DAR]



+



+ 6 ×



- Your most commonly used **causal analysis tool** is the one known as a *Blame Allocation Matrix*. [CAR]

CMMI CHEAT SHEET

CMMI for Development v1.2

CATEGORY

	Process Management	Project Management	Engineering	Support	
MATURITY LEVEL	5	<ul style="list-style-type: none"> Organizational Innovation and Deployment 			<ul style="list-style-type: none"> Causal Analysis and Resolution
	4	<ul style="list-style-type: none"> Organizational Process Performance 	<ul style="list-style-type: none"> Quantitative Project Management 		
	3	<ul style="list-style-type: none"> Organizational Process Focus Organizational Process Definition + IPPD Organizational Training 	<ul style="list-style-type: none"> Integrated Project Management + IPPD Risk Management 	<ul style="list-style-type: none"> Requirements Development Technical Solution Product Integration Verification Validation 	<ul style="list-style-type: none"> Decision Analysis and Resolution
	2		<ul style="list-style-type: none"> Project Planning Project Monitoring and Control Supplier Agreement Management 	<ul style="list-style-type: none"> Requirements Management 	<ul style="list-style-type: none"> Configuration Management Process and Product Quality Assurance Measurement and Analysis

Question 4

An amplification is:

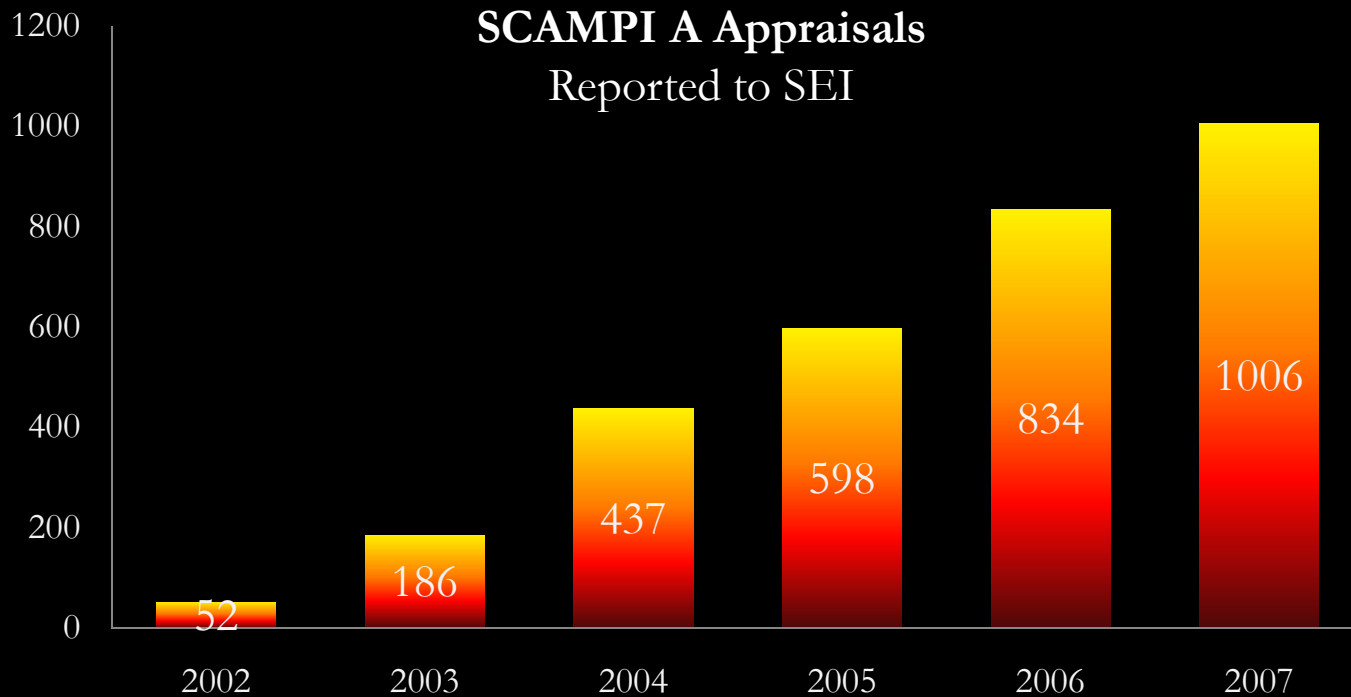
- a. An increase in the strength of the electrical shock administered as **punishment for non-compliance**.
- b. Guidance on how a generic practice should be applied uniquely to a given process area.
- c. A note or example that is relevant to a particular discipline.
- d. Used only with the staged representation.



**PROCESS
CONSULTANTS LLC**

05

**MINUTES
REMAINING**



Source: Process Maturity Profile: CMMI SCAMPI Class A Appraisal Results 2007 Year-End Update, March 2008, Software Engineering Institute. (Download at <http://www.sei.cmu.edu/appraisal-program/profile/pdf/CMMI/2008MarCMMI.pdf>)

Real-life Application of DAR

Perform Evaluation

SP 1.5 Evaluate Alternatives

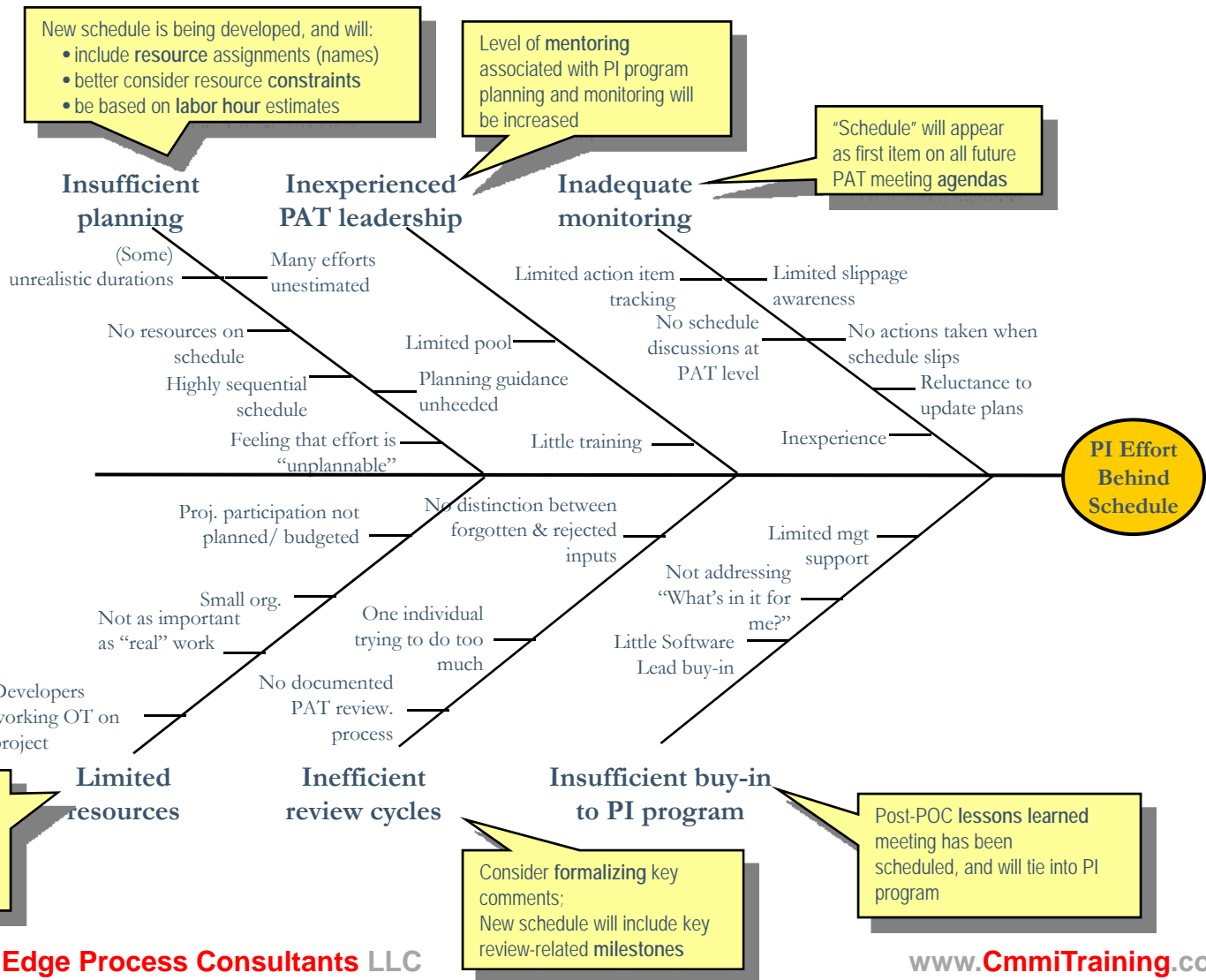
I ended up with a sorted list of over 200 artists. Here are the Top 15.

Rank	Artist	Critical Acclaim				Popularity			My Taste		Total (0 to 1)
		30%				30%			40%		
		Rock and Roll Hall of Fame? (Thru 2006)	Cover of Rolling Stone Magazine #1000? (5/18/06)	Rolling Stone Magazine Ranking (4/15/04, 4/21/05)	Points (0 to 1)	Billboard Magazine Singles Ranking (Thru 12/27/03)	RIAA Album Sales (Millions, Thru 7/31/06)	Points (0 to 1)	Number of 5-Star Songs (My Ratings, 20 Max)	Points (0 to 1)	
1	The Beatles			1	1.00	2	169.0	1.00	20	1.00	1.00
2	Elvis Presley			3	0.97	1	118.5	0.88	20	1.00	0.95
3	The Rolling Stones			4	0.95	9	65.5	0.69	20	1.00	0.89
4	Led Zeppelin			14	0.81		109.5	0.60	20	1.00	0.82
5	Bob Dylan			2	0.98		36.0	0.35	20	1.00	0.80
6	The Beach Boys			12	0.83	20	21.5	0.45	20	1.00	0.78
7	Stevie Wonder			15	0.79	5	19.5	0.49	20	1.00	0.78
8	Michael Jackson			35	0.55	6	60.5	0.68	20	1.00	0.77
9	Bruce Springsteen			23	0.69	87	62.5	0.51	20	1.00	0.76
10	Prince			28	0.63	21	39.5	0.54	20	1.00	0.75
11	Elton John			49	0.42	3	69.0	0.72	20	1.00	0.74
12	Madonna			36	0.44	4	63.0	0.70	20	1.00	0.74
13	U2			22	0.70		50.5	0.41	20	1.00	0.73
14	The Who			29	0.61		20.0	0.26	20	1.00	0.66
15	Billy Joel				0.20	28	79.5	0.67	20	1.00	0.66

Real-life Application of CAR

Root Cause Diagram

Here's a *sanitized* and *simplified* version of the "fishbone" diagram we developed.



SCAMPI Varieties



scampi - (1) shrimp; (2) a dish (esp. with shrimp) prepared with a garlic-flavored butter sauce; (3) a standard CMMI appraisal method for process improvement

shrimp scampi

an appraisal whose scope includes only a very small number of the CMMI process areas

fat-free scampi


an appraisal in which the objective evidence presented to the team is very thin

all-you-can-eat scampi

an appraisal in which the team is swamped with objective evidence for every model subpractice

chicken scampi

an appraisal whose lead appraiser comes from within the organization being appraised



sushi scampi

an appraisal whose results seem fishy



Source: CMMI SCAMPI Distilled: Appraisals for Process Improvement. Ahern, Armstrong, Clouse, Ferguson, Hayes, and Nidiffer. Addison-Wesley, 2005.